




MISCARRIAGE  
ASSOCIATION

The knowledge to help

## **Molar pregnancy**



**We have written this leaflet for women and their partners who have been affected by a molar pregnancy (also called a hydatidiform mole).<sup>1</sup>**

**You may never have heard of this condition and people around you probably won't have either. You might well be feeling confused, upset and anxious – perhaps especially if you have been searching online.**

**And of course, you may also be grieving for the loss of your baby.**

In this leaflet, we aim to explain:

- what a molar pregnancy is
- why follow-up is necessary and
- what that follow-up involves.

We will also look at some of the thoughts, feelings and reactions of other women and their partners who have been through molar pregnancy themselves.

**“ My doctor didn't seem to know what molar pregnancy was. I looked it up online and nearly scared myself witless. ”**

---

<sup>1</sup> We hope it will also be helpful for family, friends and health professionals

## **What is a molar pregnancy (hydatidiform mole): what does it mean?**

About one in 600 pregnancies is a molar pregnancy. That means it is quite rare, especially compared with miscarriage, which affects around one in five pregnancies.

In a molar pregnancy, an abnormal fertilised egg implants in the uterus (womb).

The cells that should become the placenta grow far too quickly and take over the space where the embryo would normally develop. Those cells are called trophoblasts. That's why molar pregnancy is also sometimes called 'trophoblastic disease'.

The hydatidiform mole itself is one of a group of rare conditions called gestational trophoblastic tumours (gestational means in pregnancy).

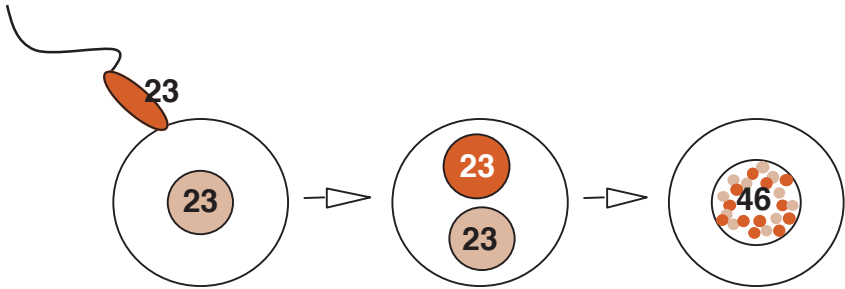
Any mass of cells can be called a tumour. That doesn't necessarily mean it is malignant (cancerous); many tumours are benign (harmless).

A molar pregnancy may be either **partial** or **complete**, depending on the genetic make-up of the fertilised egg. The easiest way to explain this is to look first at what happens in a normal conception.

### Normal conception

Each of our cells contains 23 pairs of chromosomes, where one of each pair is from the mother and the other from the father.

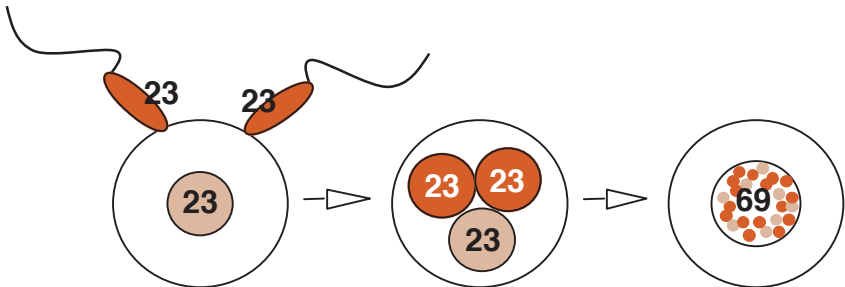
In a normal conception, a single sperm with 23 chromosomes fertilises an egg with 23 chromosomes, making 46 in all.



### Partial molar pregnancy

In this situation, two sperm fertilise the egg instead of one, creating 69 instead of 46 chromosomes. This is called a triploidy. There is too much genetic material and the pregnancy develops abnormally, with the placenta outgrowing the baby.

There may be evidence of a fetus but it will be abnormal and sadly cannot survive.

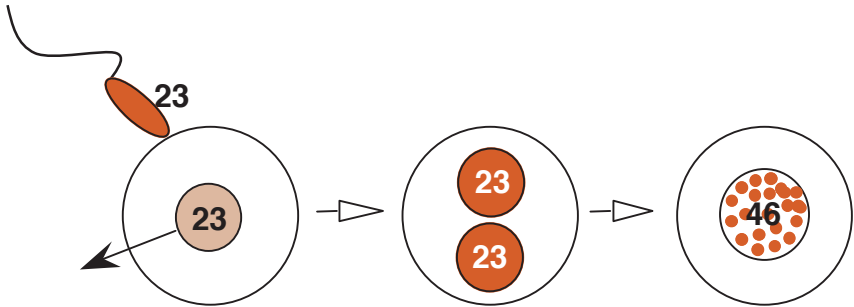


There have been some (very few) reports of live babies born after what was thought to be a partial mole, but this may have been the result of an extremely rare condition where a healthy baby has a mole for a "twin".

## Complete molar pregnancy

A complete mole is when one (or even two) sperm fertilises an egg cell which has no genetic material inside. Even if the father's chromosomes double up to make 46 in all, the balance of chromosomes from the mother and father is wrong.

Usually the fertilised egg dies at that point but in rare cases it goes on to implant in the uterus. When it does, no embryo grows, only the trophoblast (the cells that will become the placenta) and that grows to fill the uterus with the molar tissue.



## Other complications

In a normal pregnancy, the trophoblast invades, or burrows into and through the lining of the uterus. However, in about 14% of complete moles and 1% of partial moles the trophoblast not only grows very quickly, but also burrows more deeply into the uterus than it should.

In these rare cases, the trophoblast cells can become malignant (cancerous) and invade and spread to other parts of the body. This is called **invasive mole**. If it is not treated, it can develop into **choriocarcinoma**.

This is an extremely rare complication of molar pregnancy.

Choriocarcinoma more often arises from other types of pregnancy and it affects one in 50,000 pregnancies.

The very small risk of developing invasive mole or choriocarcinoma is the reason that molar pregnancies are followed up. It is also the reason that the follow-up centres are located in units dealing with cancer (oncology) or trophoblastic tumours. They can detect trophoblastic disease very early and the cure rate is almost 100%.

You can read more about the follow-up procedure on page 9.

## Signs and symptoms of molar pregnancy

Some women will have no noticeable symptoms of molar pregnancy, or may recognise them only after they have been diagnosed.

This is because most of the symptoms are due to very high levels of the pregnancy hormone hCG (human chorionic gonadotrophin), so they can be very like the usual symptoms of pregnancy or miscarriage.

If you have never been pregnant, or have not had particularly strong pregnancy symptoms before, it can be hard to know what is normal and what isn't.

Signs and symptoms are mainly:

- Missed period/s and a strong positive pregnancy test
- A lot of nausea (feeling sick) or vomiting. This can be very troublesome
- Irregular bleeding from the vagina. The blood may contain little fluid-filled cysts (like tiny grapes)
- Symptoms like those of a miscarriage, including pain and bleeding

Your doctor may notice other changes that suggest molar pregnancy:

- Your uterus may be larger than expected from your dates
- Your ovaries may be enlarged (due to the high levels of hCG)
- You might have high blood pressure and protein in your urine, though this is rare.

“**The level of hCG in my body was far beyond anything normal. That explained why I had been feeling so unwell.**”

## Diagnosing molar pregnancy

### After a miscarriage

Most cases of molar pregnancy are diagnosed after what appears to be a “normal” miscarriage where the woman has had surgical management of her miscarriage. You might hear this procedure referred to as an ERPC, an “evac”, or an MVA.

In most hospitals, a sample of the tissue that is removed is sent to the laboratory and tested to see if it is normal pregnancy tissue. (This process is called histology and you may be asked to give your permission). This examination can identify molar tissue and thus a molar pregnancy.

There may be a delay between when you have the surgery and when you are told that you have (or might have) a molar pregnancy. It may be some days or a few weeks after your miscarriage when you are contacted by letter or telephone. You may be asked to return to see the doctor before you are told any more.

“ I thought nothing could be more devastating than losing a baby, until a month later when they told me it was a partial molar pregnancy. ”

“ It was painful to realise that for all these weeks there wasn't a baby growing inside me. It felt like we had been tricked. ”

### In pregnancy

In some cases, the GP or hospital doctor might suspect a molar pregnancy. If so, s/he might refer you for one or more of the following:

- A blood test, to measure your hCG levels (this might be done more than once over a few days)
- An ultrasound scan (unless you have just had one)
- An appointment with a hospital gynaecologist or Early Pregnancy Unit

If your doctor diagnoses or strongly suspects a molar pregnancy s/he will recommend that you have surgery to remove any pregnancy tissue. The diagnosis will then be confirmed by laboratory examination.

It is very important that you understand that this process is **not** a termination of pregnancy (an abortion). In most cases there never was an embryo or it died at a very early stage, and even in a partial mole it will not develop. Even so, you may still feel a sense of loss for what would have been your baby.

## What happens next?

All women who are diagnosed with molar pregnancy are followed up to check that their hCG levels drop back to normal.

The hCG levels are tested every two weeks on samples of blood (serum) and/or urine. The results are reported as IU/L, which means International Units of hCG per Litre. The normal serum level is less than 5 (<5) IU/L and the normal urine level is less than 25 (<25) IU/L.

- In most women, the hCG levels drop fairly quickly. If you have a **complete molar pregnancy** and your serum hCG drops to normal within eight weeks, you will be asked to do a confirmatory blood test four weeks later.

If the level is still normal, you will be discharged from follow-up.

If you have a **partial molar pregnancy** confirmed on review at your follow-up centre, you will be followed up until your serum hCG returns to normal, confirmed with a urine sample four weeks later.

You will be advised not to get pregnant while you are still in follow-up.

If your hCG level:

- doesn't fall to normal or
- stays the same for three successive samples or
- starts to rise again

then your doctor will recommend treatment.

About 1 in 10 women need additional drug treatment (chemotherapy) to kill off any remaining molar cells.

Treatment is **very** effective and will not normally affect your chances of having a child in the future.

“ It is now nine weeks since I lost my baby and my levels have not yet dropped to normal, so I have missed the short follow-up. ”



## Who does the follow-up?

Depending on where you live, your follow-up will be done at one of the three specialist centres in the UK:

- Charing Cross Hospital in London
- Weston Park Hospital in Sheffield
- Ninewells Hospital in Dundee

You are unlikely to have to go there yourself, as they will arrange for your local hospital or clinic to take blood samples and to send these on.

They will send your test results to your GP and your hospital doctor, but you can also contact them directly and they will tell you the result.

The procedure may vary a little between the three centres, but not a great deal. As most women are followed up by Charing Cross Hospital in London, we describe their procedure here:

1. You will receive a letter from the follow-up centre telling you that you have been registered for the follow-up programme.
2. A few days later you will receive a small box or packet containing a letter for your local hospital or clinic and a small tube or tubes for your blood and urine samples.
3. On the date requested, you collect a sample of your first urine of the day and place this in the small tube marked 'urine'. You then take this urine sample with you to the blood test appointment. They will put the blood into their own plain or yellow top tube (the other tube marked 'serum' is for lab use only).
4. They will put your urine and blood samples in the box that you received, and send it to their local lab. From there it goes with the serum to your local centre for processing. You will only need to post it yourself if you are doing a urine only sample.
5. Once your blood tests are normal, you will only need to send a urine sample, so you can send them from home, without having to go to the hospital or clinic.

**“ I was monitored for six months and thankfully my levels went down quickly. I also attended one of the support group sessions at Charing Cross Hospital, which was very helpful. ”**

## **What if I have an invasive mole or develop choriocarcinoma?**

The chances of you having an invasive mole or developing choriocarcinoma are really very small. But if you do have either, the staff at your follow-up centre will give you clear advice and guidance.

They will tell you if you need further investigations, such as ultrasound, X-ray, CT or MRI scans.

You will have your treatment in either Charing Cross or Weston Park hospitals.

Drug treatment (chemotherapy) is very effective. Once it has been completed successfully, you will be advised to wait one year after chemotherapy treatment before trying for another pregnancy.

There is no increased risk of having an abnormal baby because of the chemotherapy.

This can be a worrying and confusing time. If you have any questions or concerns do speak to your local centre as they will be able to guide you as needed.

**“ Even having a tiny risk of developing cancer is terrifying, especially when it has all stemmed from something as happy and pure as trying to have a baby. ”**

## How can I best help myself?

- Always send the samples requested on the date requested – don't put it off!
- Make sure that your urine samples are the **first** urine of the day, as this is when hCG levels are at their most concentrated (just like when you do a pregnancy test).
- Avoid getting pregnant while you are in follow-up. Pregnancy produces hCG, so it will be very difficult to know whether increasing hCG levels are from the pregnancy or from molar tissue growing again.
- If you **do** become pregnant, it is very important to tell the follow-up service.
- After your miscarriage surgery, you can use the contraceptive pill even before your hCG returns to normal.

**“ When I first realised I would have to wait (before trying again), I cried for about a week. Life seemed so unfair and to have no control over when I could try for a baby was awful. I now feel much better and stronger. I would rather be safe and well for my 3 year old daughter than risk damaging my health. ”**

## Frequently asked questions

### Do I have cancer?

If you have a molar pregnancy that has gone without needing chemotherapy, then you do **not** have cancer. A very small proportion of molar pregnancies can develop into an invasive mole or choriocarcinoma, which is a form of cancer. Fortunately it is a cancer with an almost 100% cure rate.

### I feel different, having had a molar pregnancy. Is this normal?

This is a very common feeling. There is nothing abnormal about the mole tissue itself. Trophoblastic tissue is found in all pregnancies and is normal. A mole is different only because the growth of the trophoblast was not “switched off” at the right time. It was a pregnancy which did not have a baby to control it.

### Was I ever pregnant? Should I be grieving?

You had the beginnings of a pregnancy which, sadly, could never develop or survive. Many women feel a real sense of loss for the baby that might have been. Others prefer to think of it as not being a baby at all. There are no right and wrong feelings, just what you feel yourself.

### Will I have normal periods during follow-up?

It may take a while for your periods to get back to normal. Some women find that they have heavier periods for the first month or two but this usually settles down.

### How long will the follow-up last?

Follow-up for a partial mole might be as short as two to three months from the date of your miscarriage surgery. However, some women will continue follow-up for longer than this, depending on when they get their first normal result. If you need treatment, you will be followed up indefinitely to confirm that your hCG levels remain normal.

### Do I really have to wait before trying for another baby?

For complete and partial molar pregnancies, the advice is **yes**. You should wait until follow-up is complete to allow time for any hidden cells from the mole to start to grow again.

If there are any hidden cells, then your hCG levels will rise and you will be given treatment to kill the cells.

A new pregnancy could mask the re-growth of molar cells and make them very difficult to detect and treat.

It may feel like a long time to wait, but it is to make sure that you are safe.

### **Can I go on the pill while I am being followed up?**

Yes. Women used to be advised not to use the contraceptive pill during follow-up, but research has shown this isn't necessary.

### **What other contraceptives can I use?**

The condom together with spermicide is suitable and highly effective when used as advised.

The coil (IUD) is best avoided until your hCG levels are normal.

In the meantime you can get further advice, and supplies from your GP or local sexual health clinic.

### **Will I be able to get pregnant again?**

You should be able to. A molar pregnancy does not affect your fertility at all and many women have gone on to have babies following a molar pregnancy.

### **Will I have another molar pregnancy?**

It is possible but very unlikely. The general risk of molar pregnancy is around 1 in 600. If you have had a molar pregnancy, your chance of having another is around 1 in 100. If you have two molar pregnancies, your chance of a third is around 1 in 7.5.

There is an excellent chance that you will have a perfectly normal pregnancy next time.

### **Am I more likely to have a miscarriage next time?**

We don't know for sure, but the answer is "probably not".

### **If I need chemotherapy, will it affect my baby in a future pregnancy?**

You will be advised to wait for a year after you have finished your treatment before trying to conceive. After that, your baby will not be affected by your having had chemotherapy.

### **Can I do anything to reduce the risk of another molar pregnancy?**

Not as far as we know. A molar pregnancy is a chance event, not something you have any control over.

### **Can my partner catch anything from me because I have had a molar pregnancy?**

No. A molar pregnancy mole carries no risk to your partner.



## Finally

The experience of molar pregnancy can be very distressing. Not only have you experienced a miscarriage but you also need to be in continued medical follow-up to have your hCG levels checked.

This can mean a lengthy time of anxiety and worries for the future. It can also feel as if you are “in limbo”, unable to move on after this pregnancy and having to delay trying again. You may find that family and friends don’t understand what you are going through and this can make you feel quite lonely and isolated.

You may find it helpful to talk to someone who can answer your questions and provide support. If you need further counselling please contact your specialist molar pregnancy centre as they will be able to guide you.

## Information and support

**The Miscarriage Association** has a telephone helpline, live chat, and support volunteers, some with personal experience of molar pregnancy.

We have a monthly online support group for people affected by molar pregnancy but who don't need treatment: see [www.miscarriageassociation.org.uk/how-we-help/support-groups/](http://www.miscarriageassociation.org.uk/how-we-help/support-groups/).

We also have a ‘molar pregnancy’ board on our online forum and you can find personal stories from others with molar pregnancy in the *Stories* section of our website.

Tel: 01924 200799  
[www.miscarriageassociation.org.uk](http://www.miscarriageassociation.org.uk)

Each of the specialist molar pregnancy centres hosts patient drop-in sessions, which they encourage people to attend.

You may also find the following websites helpful:  
[www.molarpregnancy.co.uk](http://www.molarpregnancy.co.uk)  
[www.hmole-chorio.org.uk](http://www.hmole-chorio.org.uk)

**“ My advice to anyone going through this is to speak to your follow-up centre. They are all specialists and amazingly helpful. Don’t be afraid to ask questions. I found that understanding the whole process, from how a mole is formed right through to the worst possible outcome, was a huge comfort. Understanding what it all meant gave me back a bit of control. ”**

## Thanks

Our sincere thanks to:

- the team at the GTD service, Charing Cross Hospital.
- the women who shared their own experiences of molar pregnancy.

**“ The molar pregnancy experience is certainly scary and it can be lonely at times as it’s so rare. But there are people out there who have had it or are going through it and that helps. Although it can seem that there’s no end to the testing, I already see light at the end of the tunnel. ”**

### **Need to talk to someone who understands?**

Call our support line on 01924 200799. Monday, Tuesday and Thursday 9am to 4pm. Wednesday and Friday 9am to 8pm.

Chat with us online at [www.miscarriageassociation.org.uk](http://www.miscarriageassociation.org.uk)

Or email [info@miscarriageassociation.org.uk](mailto:info@miscarriageassociation.org.uk)



MISCARRIAGE  
ASSOCIATION

The knowledge to help

**The Miscarriage Association**

**T: 01924 200799**

**E: [info@miscarriageassociation.org.uk](mailto:info@miscarriageassociation.org.uk)**

**W: [www.miscarriageassociation.org.uk](http://www.miscarriageassociation.org.uk)**

© The Miscarriage Association, October 2024  
Charity Number 1076829 (England & Wales) SC039790 (Scotland)  
A company limited by guarantee, number 3779123  
Registered in England and Wales

Our thanks to the donors and fundraisers who make it possible for us to provide all our leaflets free of charge. If you, too, would like to support our work, please visit [www.miscarriageassociation.org.uk/donate](http://www.miscarriageassociation.org.uk/donate)